




**US. Measure
Specifications**


[About Us](#)[Site Map](#)[Quality](#)[Pool Placement](#)[Products](#)[Where to Buy](#)[Events & News](#)[Contact Us](#)[In-Ground](#)[Commercial](#)

Surface Rider Specifications: U.S. Measure

(Round Pools)

		SRE/SRT14 Round Pools	SRE/SRT18 Round Pools	SRE/SRT24 Round Pools	SRE/SRT28 Round Pools	SRE/SRT34 Round Pools
CARTONS	No.	2	2	2	2	2
WEIGHT	lbs.	9	11	13	18	18
END	Part	SRE	SRE	SRE	SRE	SRE
TUBE	Part	SRT14	SRT18	SRT24	SRT28	SRT34
TUBE FINISH	Type	MILL	MILL	MILL	MILL	MILL
POOL WIDTH	Feet	to 14'	to 18'	to 24'	to 28'	to 34'
TUBE LENGTH	Min	8'7"	13'4"	17'2"	17'5"	27'2"
	Max	14'	18'	24'	30'	34'5"
RECOMMENDED MAXIMUM BLANKET SIZE (8 mil)	Area	155 sq. ft.	255 sq. ft.	452 sq. ft.	616 sq. ft.	910 sq. ft.
	Dimen.	up to 14'	up to 18'	up to 24'	up to 28'	up to 34'


Surface Rider Specifications: U.S. Measure *(Rectangular/Oval Pools)*

		SRE/SRT14 Rect/Oval Pools	SRE/SRT18 Rect/Oval Pools	SRE/SRT24 Rect/Oval Pools
CARTONS	No.	2	2	2
WEIGHT	lbs.	9	11	13
END	Part	SRE	SRE	SRE
TUBE	Part	SRT14	SRT18	SRT24
TUBE FINISH	Type	MILL	MILL	MILL
POOL WIDTH	Feet	to 14'	to 18'	to 24'
TUBE LENGTH	Min	8'7"	13'4"	17'2"
	Max	14'	18'	24'
RECOMMENDED	Area	392 sq. ft.	650 sq. ft.	800 sq. ft.

MAXIMUM BLANKET SIZE (8 mil)	Dimen.	14' x 28'	18' x 36'	20' x 40'


Surface Rider II Specifications: U.S. Measure

(Round Pools)

		SREII/SRT14 Round Pools	SREII/SRT18 Round Pools	SREII/SRT24 Round Pools	SREII/SRT28 Round Pools	SREII/SRT34 Round Pools
CARTONS	No.	2	2	2	2	2
WEIGHT	lbs.	9	11	13	18	18
END	Part	SREII	SREII	SREII	SREII	SREII
TUBE	Part	SRT14	SRT18	SRT24	SRT28	SRT34
TUBE FINISH	Type	MILL	MILL	MILL	MILL	MILL
POOL WIDTH	Feet	to 14'	to 18'	to 24'	to 28'	to 34'
TUBE LENGTH	Min	8'7"	13'4"	17'2"	17'8"	27'2"
	Max	14'	18'	24'	30'9"	34'5"
RECOMMENDED MAXIMUM BLANKET SIZE (8 mil)	Area	155 sq. ft.	255 sq. ft.	452 sq. ft.	616 sq. ft.	910 sq. ft.
	Dimen.	up to 14'	up to 18'	up to 24'	up to 28'	up to 34'

Surface Rider II Specifications: U.S.


Measure (Rectangular/Oval Pools)

		SREII/SRT14 Rect/Oval Pools	SREII/SRT18 Rect/Oval Pools	SREII/SRT24 Rect/Oval Pools
CARTONS	No.	2	2	2

WEIGHT	lbs.	9	11	13
END	Part	SREII	SREII	SREII
TUBE	Part	SRT14	SRT18	SRT24
TUBE FINISH	Type	MILL	MILL	MILL
POOL WIDTH	Feet	to 14'	to 18'	to 24'
TUBE LENGTH	Min	8'7"	13'4"	17'2"
	Max	14'	18'	24'
RECOMMENDED MAXIMUM BLANKET SIZE (8 mil)	Area	392 sq. ft.	648 sq. ft.	800 sq. ft.
	Dimen.	14' x 28'	18' x 36'	20' x 40'

Premium Specifications: U.S. Measure

(Round Pools)

		Deluxe FG7B/L18 Round Pools	Deluxe Extended FG7B/L18 /AG24EX Round Pools	Heavy Duty FG7B/AGHD28 Round Pools
CARTONS	No.	2	3	2
WEIGHT	lbs.	21	28	35
END	Part	FG7B	FG7B	FG7B
TUBE	Part	L18	L18/AG24EX	AGHD28
TUBE FINISH	Type	ANODIZED	ANODIZED	ANODIZED
POOL WIDTH	Feet	to 18'	to 24'	to 28'
TUBE LENGTH	Min	13'4"	15'	17'
	Max	18'	24'	28'
RECOMMENDED MAXIMUM BLANKET SIZE (8 mil)	Area	255 sq. ft.	452 sq. ft.	616 sq. ft.
	Weight	60 lbs.	30 lbs.	40 lbs.
	Dimen.	18'	24'	28'

Premium Specifications: U.S. Measure

(Rectangular/Oval Pools)

PREMIUM		Deluxe FG7B/L18 Rect/Oval Pools	Deluxe Extended FG7B/L18 /AG24EX Rect/Oval Pools
CARTONS	No.	2	3
WEIGHT	lbs.	21	28
END	Part	FG7B	FG7B
TUBE	Part	L18	L18/AG24EX
TUBE FINISH	Type	ANODIZED	ANODIZED
POOL WIDTH	Feet	to 18'	to 24'
TUBE LENGTH	Min	13'4"	15'
	Max	18'	24'
RECOMMENDED MAXIMUM BLANKET SIZE (8 mil)	Area	650 sq. ft.	650 sq. ft.
	Weight	60 lbs.	30 lbs.
	Dimen.	18' x 36'	24' x 27'


[About Us](#)
[Site Map](#)
[Quality](#)
[Contact Us](#)
[Pool
Placement](#)
[Products](#)
[Where
to Buy](#)
[Events
& News](#)
